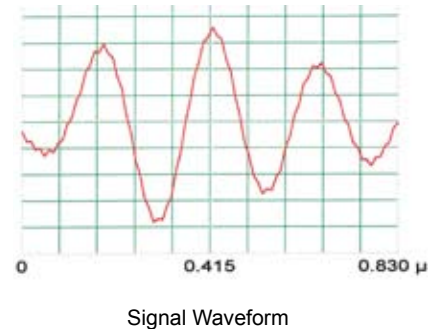
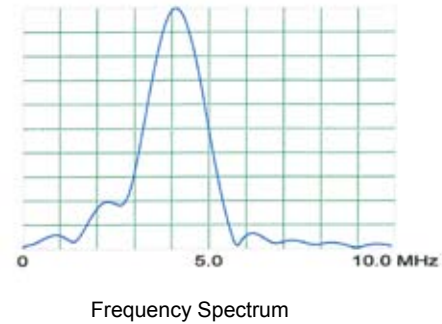



Sonatest Transducer Datasheet

THM 4-10

Applicable to transducer serial nos: s-1001 onwards.

Category	Soll Ref	Tolerance	Dimension
Test Frequency	4.0	±0.1	MHz
Relative Bandwidth @-6dB	40	±10	%
Focal Distance	18.0	±4	mm
Focal width Vertical @-6dB	3.2	±0.6	mm
Focal width Horizontal @-6dB	2.5	±0.5	mm
Transducer dimensions	3.5 x 10	-	mm
Resistance to Wear	0.5	-	mm/km
Wear Allowance	4.0	-	mm
Point pressure resistance	100	-	N
Working Temp. Range	-20 - +60	-	°C
Short duration Temperature	120	-	°C
Refraction Angle	0	-	°
v_r	80	±6	dB
c_a	48	±4	dB
t_{02}	1.5	±0.75	mm
s	4.5	±2.25	mm
e_0	3	±1.5	mm
e_{20}	4	±2	mm
r_0	2.5	±1.25	mm
r_{20}	3	±1.5	mm



Notes

This Datasheet provides standard information about the supplied probe type. All numbers represent, or are based on, design standards - supplied probes will match these within an acceptable tolerance. Probes will normally be supplied with a calibration document detailing key parameters as measured for the actual probe.

As probes wear or age some parameters may change slightly, although technique calibration procedures should take this into account. Probes can normally be recertified periodically if required.

Depending on the manufacturing procedure, some probe types are supplied with a very smooth contact face, new probes may tend to "stick" in use, until some wear occurs. If desired the contact face can be roughened with fine emery paper to reduce this.



Sonatest Ltd, Dickens Road, Old Wolverton, Milton Keynes, Bucks., MK12 5QQ, UK.

Tel: +44 (0)1908 316345

Fax: +44(0)1908 321323

Email: sales@sonatest.com

www.sonatest.com